

LSF1

LED Low Profile Linear Wrap



Key Features

- Energy-efficient LED replacement for existing 2 lamp T8 fluorescent or equivalent.
- Available in 4 ft. or 8 ft. models with lumen packages up to 8,520L.
- Suspended or surface mounted.
- Designed to facilitate easier installations.
- Optional integrated motion sensor with daylight harvesting (Smart Blu™ 2.0).

Electrical

- 120-277VAC input.
- 0-10V dimming with standard luminaire.
- Operating temperature: -30°C to +40°C (-22°F to +104°F)

Mounting

- Luminaire is ready to be suspended or surface mounted.
- Proprietary mounting back plate facilitates easier installation in the field.

Construction

- Housing is constructed of 22 gauge steel pre-painted a white finish.
- Back of housing knockouts provided for electrical access and mounting.
- Lens is frosted ribbed acrylic for uniform light distribution that's glare-free.
- End caps are high-impact injection molded ABS material.

Optics

- Industry-leading LEDs with 4000K/5000K CCT (minimum 80 CRI). Tunable white available. ²
- Lumen Maintenance: >161,000 hours (L70) ¹

Warranty

- Backed by US LED's industry-leading Ten-Year Warranty.

Project	Date
---------	------

Catalog Number	Type
----------------	------

Product Performance Summary

Lumen Output	Up to 8,520 lumens
Efficacy	Up to 142 LPW
CRI	≥ 80 CRI
Available CCT	4000K, 5000K or Tunable White (2700K-6500K)
Warranty	Ten-Year Warranty

Product Overview

The LSF1 is the complete balance of contemporary style and photometric performance. With a form factor that's new but feels familiar, the LSF1 delivers superior illumination by utilizing advanced LED technology. The LSF1 offers an exclusive mounting plate that facilitates quicker installations in the field, thus reducing labor costs. Designed for complete versatility, it's ideal for lighting up educational facilities, offices, industrial areas, warehouses, and other commercial spaces.

Product Applications

- Classrooms
- Conference Rooms
- Office Spaces
- Hallways/Corridors
- Industrial Areas
- Retail Areas
- Commercial Spaces

Product Certifications

- CSA Listed
- Complies with UL1598 and CSA 22.2
- DLC Premium Listed
- Suitable for indoor damp locations
- IP61 Rated Enclosure
- RoHS compliant



Ordering Information

Example: LSF1-1-4-UNVL-30-2-50

LSF1														
Series		Variant		Size		Input Voltage		Power		Driver		CCT		
1	Standard 8 in. Base	4	4 ft.	UNVL	120-277V	25	25W	2	iNFiNi Driver 0-10V	40	4000K			
		8	8 ft.			30	30W			50	5000K			
	2	Standard 14 in. Base					50			50W				
LSF1														
Series		Variant		Size		Input Voltage		Power		Driver		CCT		
1	Standard 8 in. Base	4	4 ft.	UNVL	120-277V	35	35W	3	Smart Blu™ Blu-Drive Driver	T ²	2700K-6500K			
		8 ³	8 ft.			50	50W							
	2	Standard 14 in. Base					70					70W		

iNFiNi Driver Combinations	
Size	Available Power
4 ft.	25W, 30W
8 ft.	50W

Smart Blu™ Combinations	
Size	Available Power
4 ft.	35W
8 ft.	50W, 70W

1. Product 'Lifetimes' refer only to the LED light engine, not the power source, and are based on the Illuminating Engineering Society's TM21 Projected Lumen Maintenance methodology at a 25° C / 77° F ambient temperature. Lifetimes are solely meant to be a guide for expected LED degradation and not a warranty or predictive of their actual life, which can be affected by ambient temperatures and other factors.
 2. Tunable White 2700K-6500K [Option T] is only available with Blu-Drive driver.
 3. Lead time may apply. Please consult factory for more information.

LSF1

LED Linear Wraparound


In-Stock Configurations

Catalog #	Description
LSF1-1-4-UNVL-25-2-40	4 ft. Size 120-227V 25W iNFiNiDriver 0-10V 4000K
LSF1-1-4-UNVL-25-2-50	4 ft. Size 120-227V 25W iNFiNiDriver 0-10V 5000K
LSF1-1-4-UNVL-30-2-40	4 ft. Size 120-227V 30W iNFiNiDriver 0-10V 4000K
LSF1-1-4-UNVL-30-2-50	4 ft. Size 120-227V 30W iNFiNiDriver 0-10V 5000K

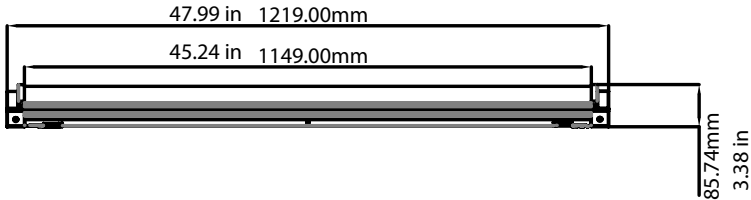
Dimensions

Model	Net Weight
4 ft.	10.8 lbs. (4.9kg)
8 ft.	21.5 lbs. (9.8kg)


4 ft. Model Variant 1 & 3 (Top View)




4 ft. Model Variant 1 & 3 (Side View)



8 ft. Model Variant 1 & 3 (Top View)



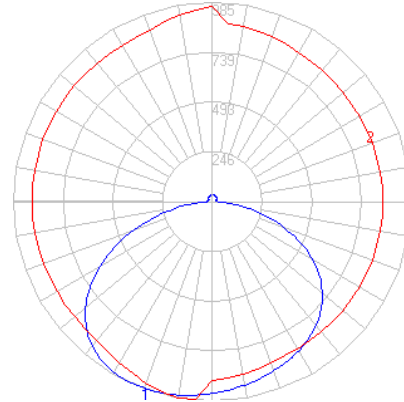
8 ft. Model Variant 1 & 3 (Side View)



Performance Data

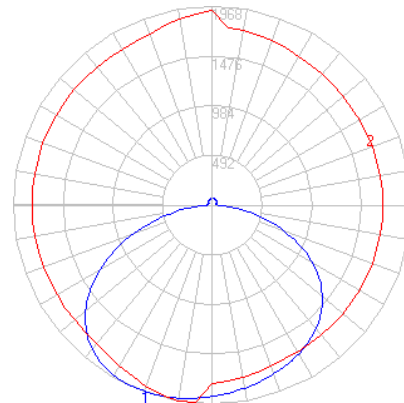
Luminaire Photometric Data

Model Number	LSF1-1-4-UNVL-25-2-50
Issue Date	04/29/2019
IESNA	LM-63-2002
Lamp	LED
Total Input Watts	25.0
Total Lumens	3,430
Efficacy	137 LPW
Spacing Criterion	0°-180° = 1.24 90°-270° = 1.52



Luminaire Photometric Data

Model Number	LSF1-1-8-UNVL-50-2-50
Issue Date	04/29/2019
IESNA	LM-63-2002
Lamp	LED
Total Input Watts	51.1
Total Lumens	6,850
Efficacy	134 LPW
Spacing Criterion	0°-180° = 1.24 90°-270° = 1.52



Model	System Level Power	Delivered Lumens	Efficacy	CCT	L70 Calculate Life	L85 Calculate Life
LSF1-X-4-UNVL-25-2-30	25.0W	3,280L	131 LPW	3000K	161,000 Hours	74,000 Hours
LSF1-X-4-UNVL-25-2-35	25.0W	3,310L	132 LPW	3500K	161,000 Hours	74,000 Hours
LSF1-X-4-UNVL-25-2-40	25.0W	3,350L	134 LPW	4000K	161,000 Hours	74,000 Hours
LSF1-X-4-UNVL-25-2-50	25.0W	3,430L	137 LPW	5000K	161,000 Hours	74,000 Hours
LSF1-X-4-UNVL-30-2-30	28.8W	3,900L	135 LPW	3000K	161,000 Hours	74,000 Hours
LSF1-X-4-UNVL-30-2-35	28.8W	3,940L	137 LPW	3500K	161,000 Hours	74,000 Hours
LSF1-X-4-UNVL-30-2-40	28.8W	3,980L	138 LPW	4000K	161,000 Hours	74,000 Hours
LSF1-X-4-UNVL-30-2-50	28.8W	4,075L	142 LPW	5000K	161,000 Hours	74,000 Hours
LSF1-X-8-UNVL-50-2-30	51.1W	6,550L	128 LPW	3000K	161,000 Hours	74,000 Hours
LSF1-X-8-UNVL-50-2-35	51.1W	6,600L	129 LPW	3500K	161,000 Hours	74,000 Hours
LSF1-X-8-UNVL-50-2-40	51.1W	6,700L	131 LPW	4000K	161,000 Hours	74,000 Hours
LSF1-X-8-UNVL-50-2-50	51.1W	6,850L	134 LPW	5000K	161,000 Hours	74,000 Hours

LSF1

LED Linear Wraparound



SMART BLU™ 2.0

Performance Data

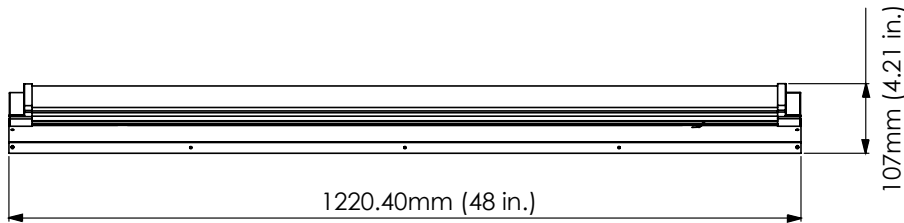
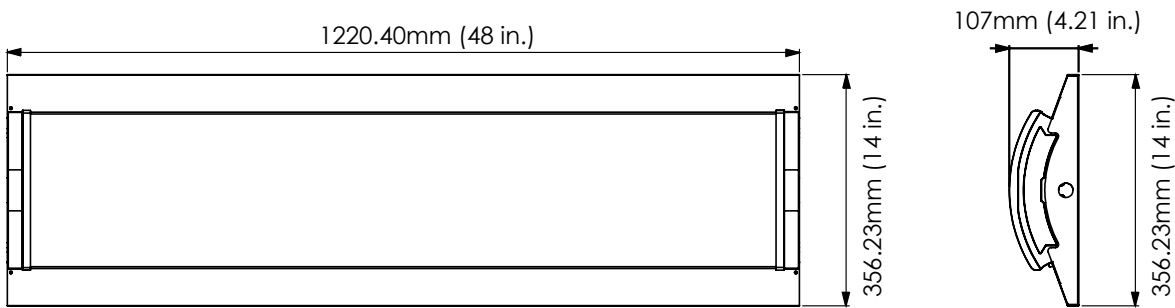
Model	System Level Power	Delivered Lumens (@2700K)	Efficacy	CCT	L70 Calculate Life	L85 Calculate Life
LSF1-X-4-UNVL-35-3-T	33.96W	4,408	129 LPW	2700K-6500K	161,000 Hours	74,000 Hours
LSF1-X-8-UNVL-50-3-T	50.14W	6,830	136 LPW	2700K-6500K	161,000 Hours	74,000 Hours
LSF1-X-8-UNVL-70-3-T	67.92W	8,816	129 LPW	2700K-6500K	161,000 Hours	74,000 Hours

LSF1

LED Linear Wraparound

Mounting

Surface Mounted LSF1 with
14 in. Base For Larger Footprints
[Variant 2]



30184 - 5 ft. Hangar Cable with Y-Snap Hooks
(Sold Separately)

30202 - 10 ft. Aircraft Cable Mounting Kit
(Sold Separately)

